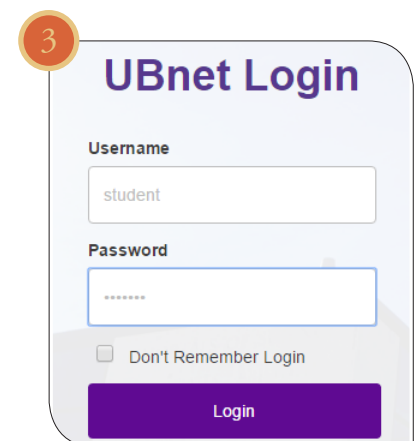
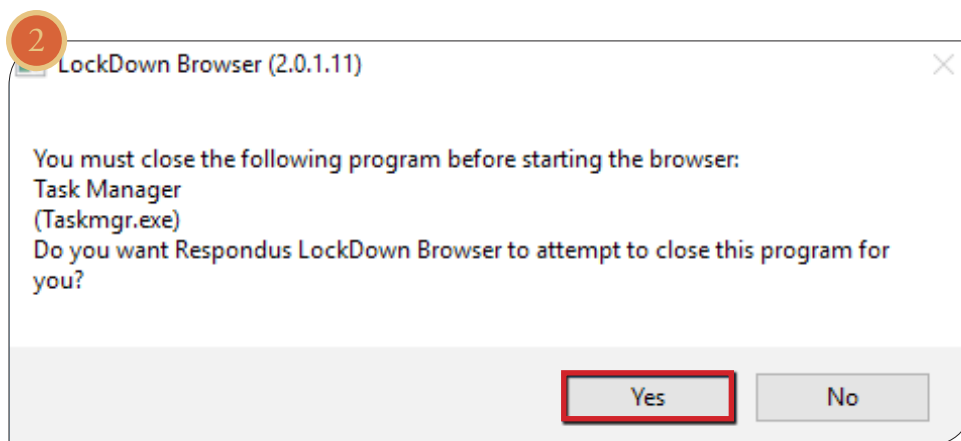



How to take a quiz with Respondus Lockdown Browser and Monitor

From a student's perspective, this is how LockDown Browser is used to take an assessment.

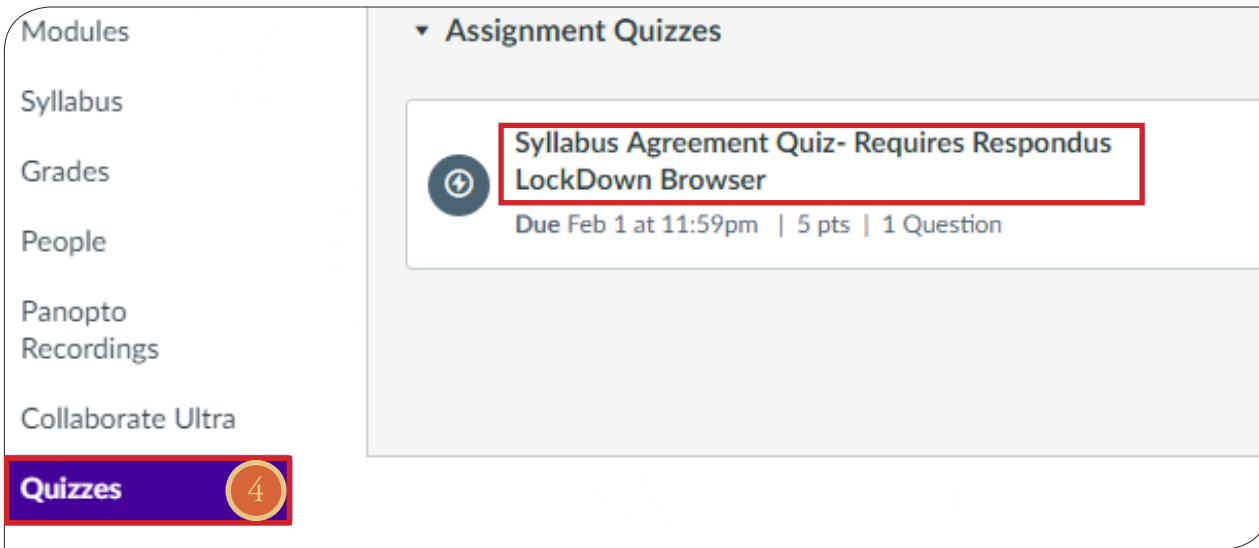


[1] Locate the “LockDown Browser” shortcut on the desktop and double-click it. (For Mac users, launch “LockDown Browser” from the Applications folder.)



[2] If prompted to close a blocked program (e.g. screen capture, instant messaging) choose **Yes** when prompted.

[3] Login to your Canvas course using a student **login**.



Modules

Syllabus

Grades

People

Panopto Recordings

Collaborate Ultra

Quizzes 4

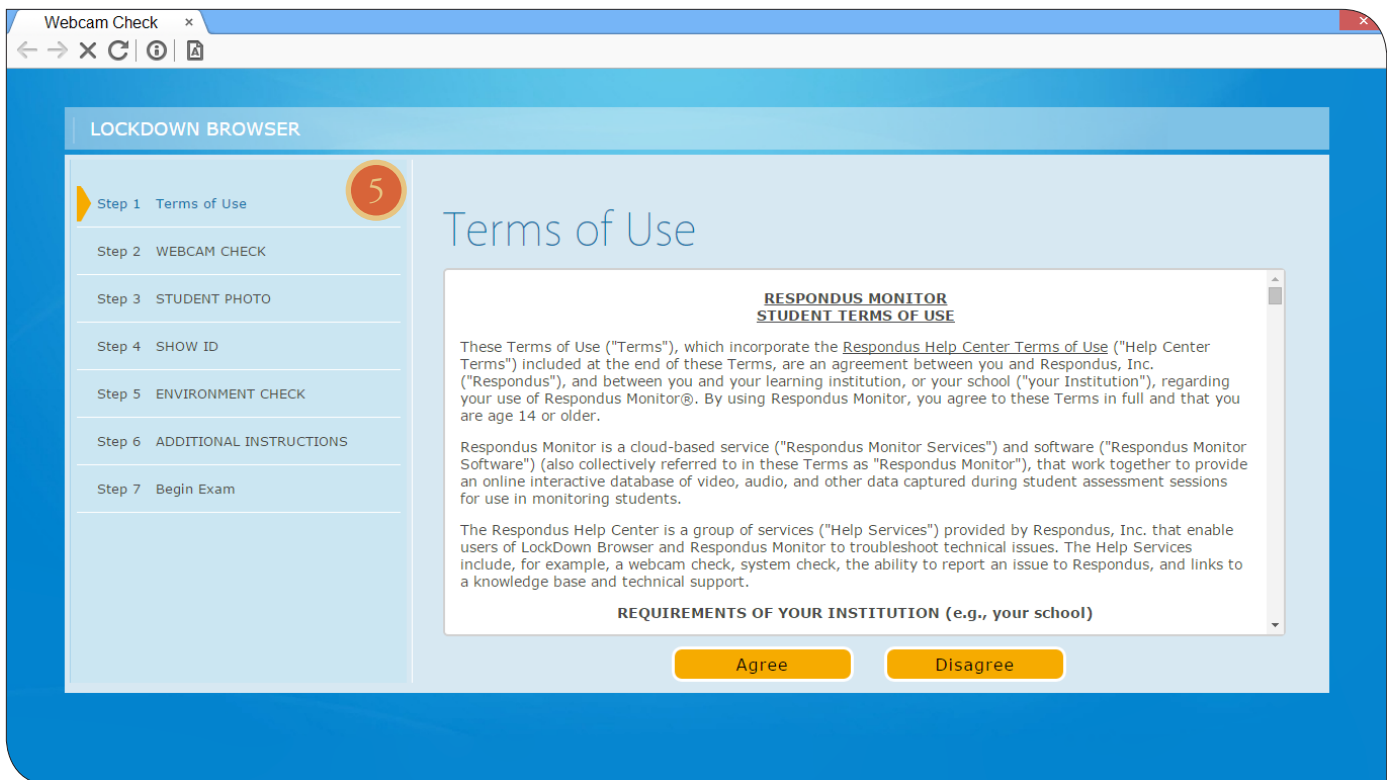
▼ Assignment Quizzes

Syllabus Agreement Quiz- Requires Respondus LockDown Browser

Due Feb 1 at 11:59pm | 5 pts | 1 Question

[4] Navigate to the quiz and click **Take the Quiz**.

Take the Quiz



Webcam Check x

LOCKDOWN BROWSER

Step 1 **Terms of Use** 5

Step 2 WEBCAM CHECK

Step 3 STUDENT PHOTO

Step 4 SHOW ID

Step 5 ENVIRONMENT CHECK

Step 6 ADDITIONAL INSTRUCTIONS

Step 7 Begin Exam

Terms of Use

RESPONDUS MONITOR
STUDENT TERMS OF USE

These Terms of Use ("Terms"), which incorporate the [Respondus Help Center Terms of Use](#) ("Help Center Terms") included at the end of these Terms, are an agreement between you and Respondus, Inc. ("Respondus"), and between you and your learning institution, or your school ("your Institution"), regarding your use of Respondus Monitor®. By using Respondus Monitor, you agree to these Terms in full and that you are age 14 or older.

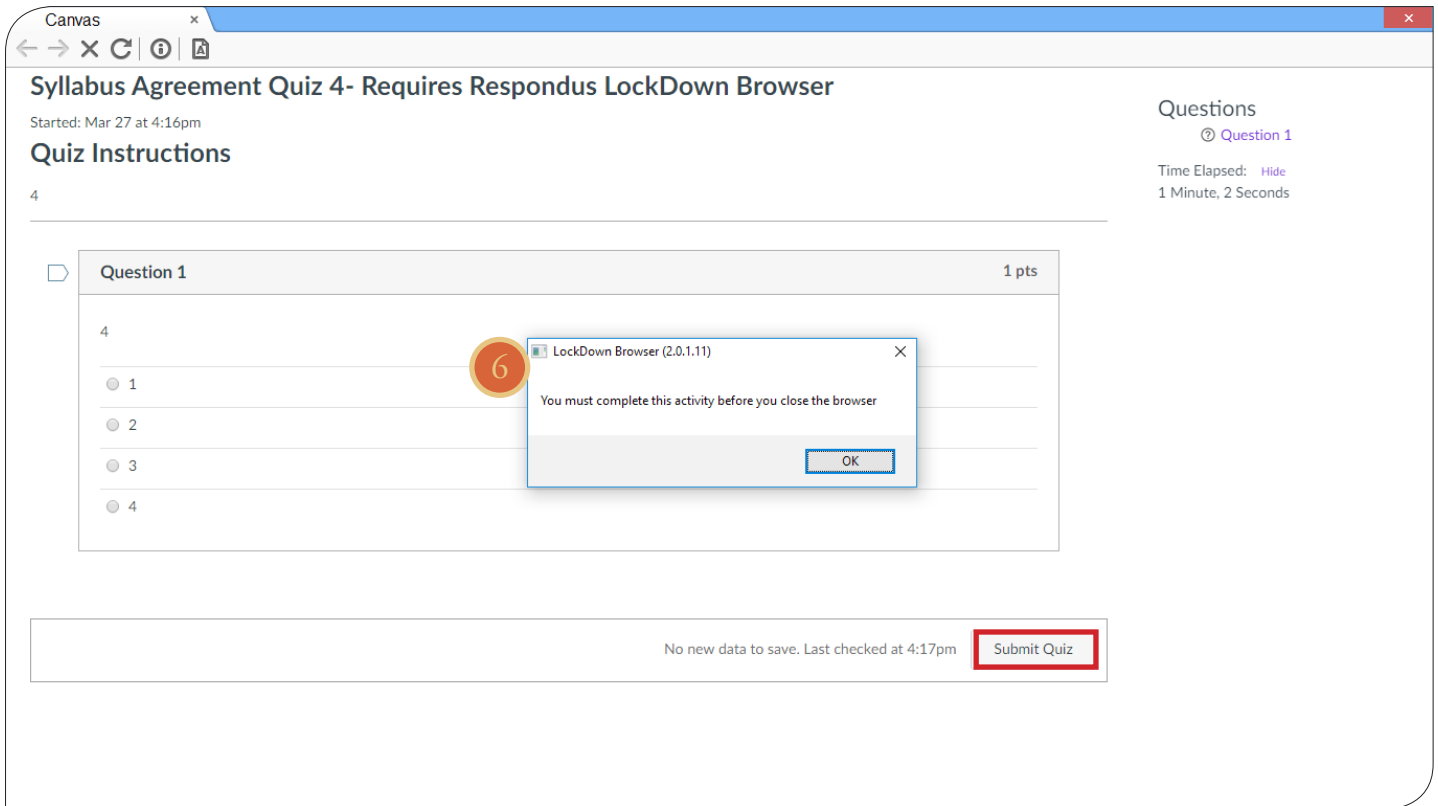
Respondus Monitor is a cloud-based service ("Respondus Monitor Services") and software ("Respondus Monitor Software") (also collectively referred to in these Terms as "Respondus Monitor"), that work together to provide an online interactive database of video, audio, and other data captured during student assessment sessions for use in monitoring students.

The Respondus Help Center is a group of services ("Help Services") provided by Respondus, Inc. that enable users of LockDown Browser and Respondus Monitor to troubleshoot technical issues. The Help Services include, for example, a webcam check, system check, the ability to report an issue to Respondus, and links to a knowledge base and technical support.

REQUIREMENTS OF YOUR INSTITUTION (e.g., your school)

Agree Disagree

[5] If the student is required to use a webcam to record themselves during the test, a Startup Sequence will guide the student through a webcam check and other items required by the instructor.



The screenshot shows a Canvas quiz titled "Syllabus Agreement Quiz 4- Requires Respondus LockDown Browser". The quiz started on Mar 27 at 4:16pm. The interface includes a "Quiz Instructions" section, a "Questions" sidebar showing "Question 1" selected, and a "Time Elapsed" of 1 Minute, 2 Seconds. The main question area displays "Question 1" worth 1 point, with a question number "4" and four radio button options labeled 1, 2, 3, and 4. A "Submit Quiz" button is visible at the bottom right. A "LockDown Browser (2.0.1.11)" dialog box is overlaid on the question area, displaying the message "You must complete this activity before you close the browser" and an "OK" button. A red box highlights the "Submit Quiz" button in the original image.

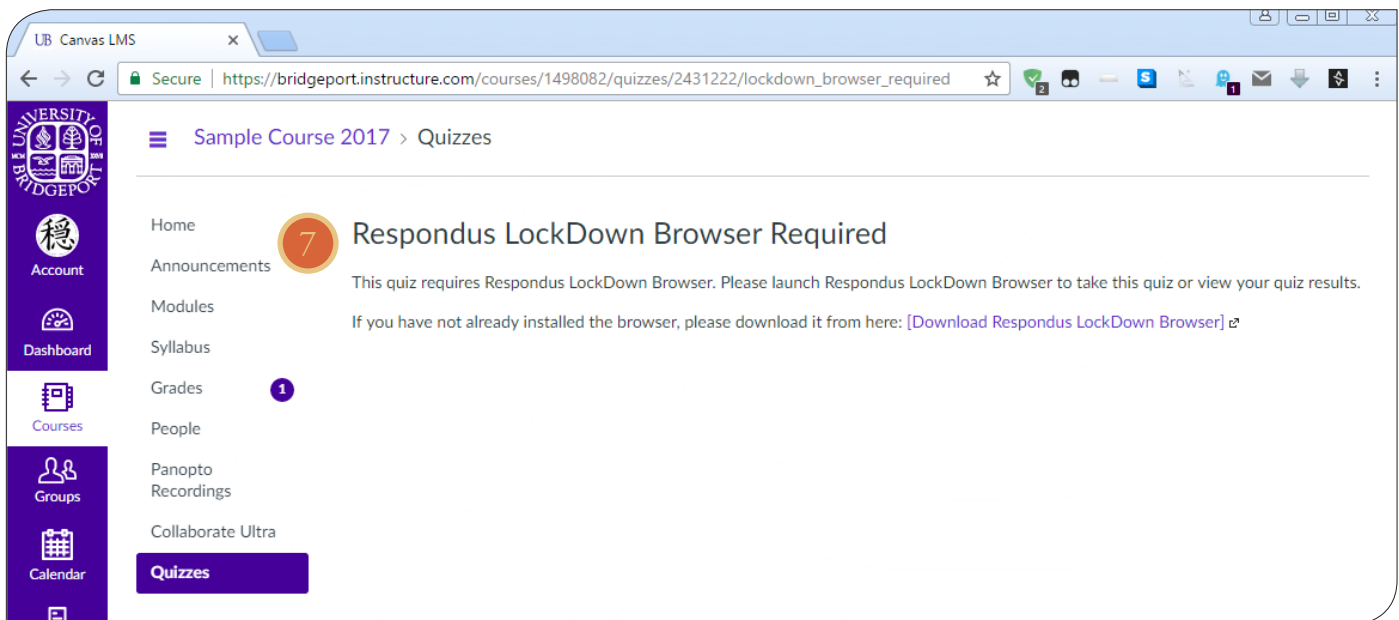
[6] Once a quiz has been started with LockDown Browser, you cannot exit until the Submit Quiz button is clicked.

TIP: Prior to the first quiz, have students complete a practice quiz that uses LockDown Browser to make sure they have installed it correctly.

What if a standard browser is used?

If the settings for a quiz require that LockDown Browser be used, it cannot be accessed with a standard browser. In fact, you can easily confirm that a quiz has been properly set for LockDown Browser by attempting to open the quiz with a regular browser.

As shown at the top of the next column [7], a warning message will indicate that LockDown Browser is required for the quiz.



The screenshot shows a web browser window with the address bar displaying "Secure | https://bridgeport.instructure.com/courses/1498082/quizzes/2431222/lockdown_browser_required". The page content includes a navigation menu on the left with items like Home, Announcements, Modules, Syllabus, Grades, People, Panopto Recordings, Collaborate Ultra, and Quizzes. The main content area displays a warning message: "Respondus LockDown Browser Required" with a red circle containing the number 7. Below the title, the message states: "This quiz requires Respondus LockDown Browser. Please launch Respondus LockDown Browser to take this quiz or view your quiz results. If you have not already installed the browser, please download it from here: [Download Respondus LockDown Browser]".